

MEAT GOAT

SELECTION, CARCASS EVALUATION & FABRICATION GUIDE



This manual has been developed as a guide to the meat goat industry in evaluating live meat goats, measuring important carcass traits and standardizing cutting procedures for goat carcasses. The terminology in this manual has been adapted from USDA Agricultural Marketing Service Institutional Meat Purchase Specifications (IMPS) selection criteria for live goats and goat carcasses in Series 11 Fresh Goat. Traits that influence meat yield are conformation, relative proportion of muscle to fat and bone, and the relative body size as weight or the heart girth/barrel circumference measurement.



innovate • educate • improve lives

Meat Goat

Conformation Selection Criteria

The USDA Institutional Meat Purchase Specifications criteria for live goats and carcasses are based on consideration of conformation (muscle to bone). Selection 1 goats have a high proportion (by weight) of meat to bone. Selection 3 goats and carcasses have a low ratio of meat to bone. External or subcutaneous fat is deposited on kid goats over the ribs and behind the shoulder with minimal fat deposition over the back muscle (*Longissimus dorsi*), except with high concentrate feeding regimes. Terminology from USDA Agricultural Marketing Service Institutional Meat Purchase Specifications for Fresh Goat Series 11 is used to describe characteristics for each selection classification.

Selection 1 live goats and/or carcasses have a superior meat-type conformation without regard to the presence of fat cover. They shall be thickly muscled throughout the body as indicated by:

- A pronounced (bulging) outside leg (*Biceps femoris* and *Semitendinosus*).
- A full (rounded) back strip (rib and loin, *Longissimus dorsi*).
- A moderately thick outside shoulder (*Triceps brachii* group).

Selection 2 live goats and/or carcasses have an average meat-type conformation without regard to the presence of fat cover. They shall be moderately muscled throughout the body as indicated by:

- A slightly thick and a slightly pronounced outside leg (*Biceps femoris* and *Semitendinosus*).
- A slightly full (flat or slightly shallow) back strip (rib and loin, *Longissimus dorsi*).
- A slightly thick to slightly thin outside shoulder (*Triceps brachii* group).

Selection 3 live goats and/or carcasses have an inferior meat-type conformation without regard to the presence of fat cover. The legs, back and shoulders are narrow in relation with its length and they have a very angular and sunken appearance.

Selection 1 1⁵⁰

Selection 1 kid goat is a typical meat goat in the middle of the classification or 1⁵⁰. The three views of this goat show superior meat conformation with thick muscling throughout the body that will give a high meat-to-bone ratio. Moderately thick muscling appears through the chest, and the muscling over the back strip is full and rounded. The outside leg has bulging muscling, and the outside shoulder is moderately thick. The kid goat exhibits the desired muscle-to-bone ratio desired to give superior meat yield.

Selection 2 2⁵⁰

Selection 2 classification requires moderate muscling throughout the body. This goat has average muscling desired for the conformation selection class, a Selection 2⁵⁰. The chest muscling is moderate, and the back strip muscling is flat, reflecting slight fullness along the back. The outside leg has only slightly thick muscling, and the shoulder muscling is slightly thin. The leg muscling is slightly higher than expected for a goat with 2⁵⁰ selection classification, and the shoulder muscling is thinner than desired for a goat in the middle of Selection 2 classification. This goat with Selection 2⁵⁰ classification will have a medium meat yield, because of the average muscle-to-bone ratio.

Selection 3 3⁷⁰

Selection 3 goats have inferior meat conformation. This goat has slightly thin muscling through the breast and along the back and very thin muscling through the leg. The legs, back and shoulder are narrow compared with the body length. The sunken appearance at the top of the shoulder, below the loin, top of the rump and base of the leg indicates the lack of conformation and poor yield of meat from this goat.

Numbering System for Selection Classifications

Each selection classification can be divided into 100 parts. The highest selection for live goats is 1⁹⁹, and 3⁰⁰ is the lowest selection score. Selection scores are usually assigned to the nearest 10 parts, e.g. 1¹⁰, 2⁴⁰ or 3²⁰.

Relative Conformation	Selection Classification		
	No. 1	No. 2	No. 3
Highest conformation score	1 ⁹⁹	2 ⁹⁹	3 ⁹⁹
Middle conformation score	1 ⁵⁰	2 ⁵⁰	3 ⁵⁰
Lowest conformation score	1 ⁰⁰	2 ⁰⁰	3 ⁰⁰



Market Kid Goats

Selection Classification Comparisons



Selection 1 1⁵⁰



Selection 2 2⁵⁰



Selection 3 3⁷⁰

These pictures also show that goats will appear different in different lighting conditions. The three views above show the same goat, but under different light, so that the coat color is a different shade in the three pictures. Shadows also will change the visual impressions of live animals.

Goat Carcass Evaluation

Selection Classification Comparisons

Carcasses of meat species are evaluated to give an estimation of the ratio of muscle to fat and bone or the amount of edible meat that will be obtained. Goats have a distinctive hip and leg structure that changes during cooling of carcasses to give the carcasses a more elongated and stretched appearance than with other meat species.

The relative proportion of lean meat yield from the carcass is influenced by carcass weight, carcass conformation, amount of kidney, heart, and pelvic fat within the body cavity, and relative extent and depth of subcutaneous fat over the shoulder and ribs.

Goats and their carcasses have unique muscle, fat and bone growth and development that require evaluation of different carcass traits than the traits evaluated in other red meat species. The major back muscle (*Longissimus dorsi*) is usually too small to be measured accurately in most goat carcasses weighing less than 60 pounds, so the thickness of muscles in the different carcass parts is used to determine the carcass conformation. Lean flank color

is indicative of relative physiological age of the live goat, with a paler red color more highly desired by consumers. The same descriptive conformation terminology is used for live goats and goat carcasses.

Carcass traits that can be easily evaluated and highly influence muscle to bone ratios or consumer desirability are:

- Carcass weight (usually hot carcass weight before the carcass is chilled after slaughter)
- Conformation as Selection 1, Selection 2 or Selection 3.
- External fat score as 1 = minimal/none, 2 = fat over rib and shoulder, 3 = excessive fat cover.
- Kidney, heart and pelvic internal fat as a percentage of hot carcass weight.
- Lean color as A (pale red), B (dark red), C (very dark red).

Selection 1 1⁵⁰

Goat carcasses in selection 1 have superior meat-type conformation with the highest meat-to-bone ratios and highest yields of meat. This carcass has thick leg muscling with bulging outside leg muscles. The back muscle (*L. dorsi*) is full through the loin and ribs. The loin and leg junction and the shoulder show thick muscling. The muscling is uniform throughout the body. The carcass shown is typical of a selection 150 carcass that is midway between the highest selection 199 and lowest selection 100 conformation scores.

Selection 2 2⁵⁰

This selection 2 goat carcass exhibits moderate muscling throughout. The leg is slightly thick-muscled with slightly bulging outside-leg muscling. The *L. dorsi* in the loin and rib along the back is slightly full. A depression at the loin and leg junction indicates a lack of muscling in this region. The shoulders are slightly thick. The side view shows a deficiency of leg depth and lack of muscle thickness in the back and shoulder areas. This carcass is typical of a carcass in the Selection 250 classification.

Selection 3 3⁷⁰

Selection 3 goat carcasses produce a lower yield of lean meat compared to the body weight and size. The carcass narrowness indicates the lack of muscling throughout the carcass. The leg muscling on this carcass is moderate, with a slightly full outside leg. The loin and ribs have very shallow muscling, as indicated by the depression along the top of the back. The shoulder muscling is slightly thin. The thinness of the carcass gives a shrunken appearance. This carcass is typical of one in the midrange of the selection 3 classification.



1⁵⁰



2⁵⁰



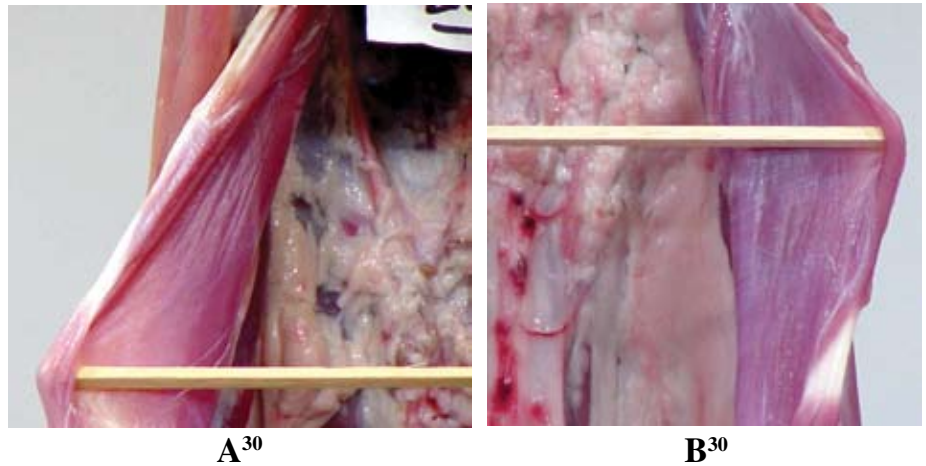
3⁵⁰



Kid Goat Carcass Evaluation Traits

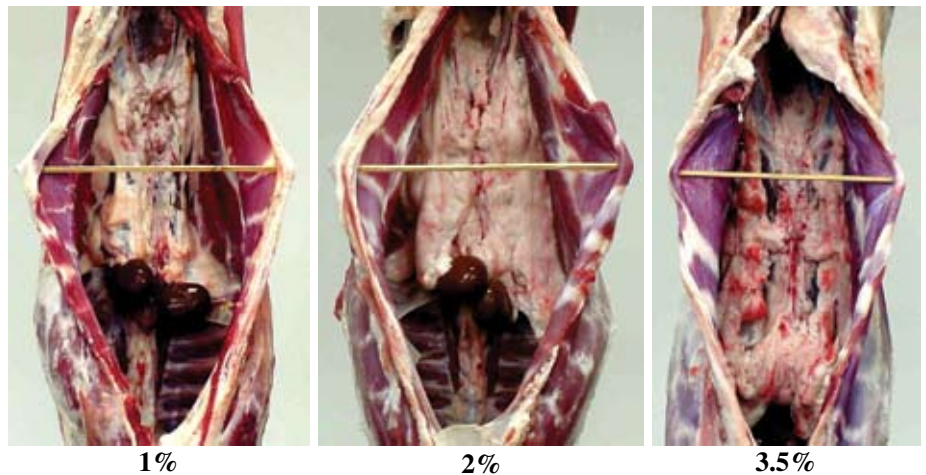
Flank Lean Color

Lean color is observed on the inner portion of the flank muscle. The amount of pigment in the muscle increases with animal age, resulting in a darker color. Color score A is the lightest and pinkest; C is the darkest flank muscle color; color score B is the intermediate. Color of the lean is not necessarily related to overall palatability, but a lighter, pinker flank muscle indicates a goat with less physiological maturity. Meat from younger goats is generally preferred by consumers to meat from yearling or older goats. Meat goat consumers have indicated preference for meat with a lighter color, which is usually obtained with younger kid goats.



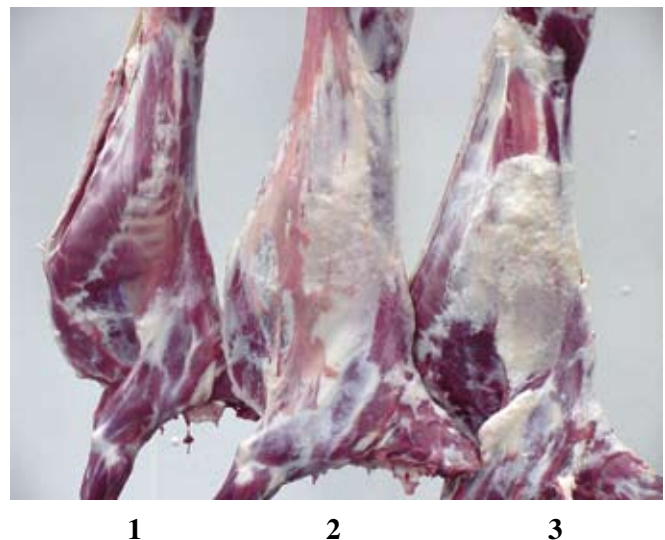
Kidney, Heart and Pelvic Fat

Goats deposit fat in the kidney and pelvic regions before depositing fat behind the shoulders and over the ribs. Kidney, pelvic and heart fat are reported as a percentage of the carcass weight. Trained observers can make accurate visual estimations of the actual percent KPH fat based upon the degree to which the KPH fat fills the body cavity relative to the carcass size. Learning to estimate the amount of KPH fat is best accomplished by removing the fat from the body cavity and weighing it to calculate the percentage of KPH fat of the total carcass weight. KPH fat is left in goat carcasses until carcass fabrication into cuts to reduce moisture loss and to add weight for sales of carcasses through the different meat marketing channels.



Subcutaneous Fat Cover Score




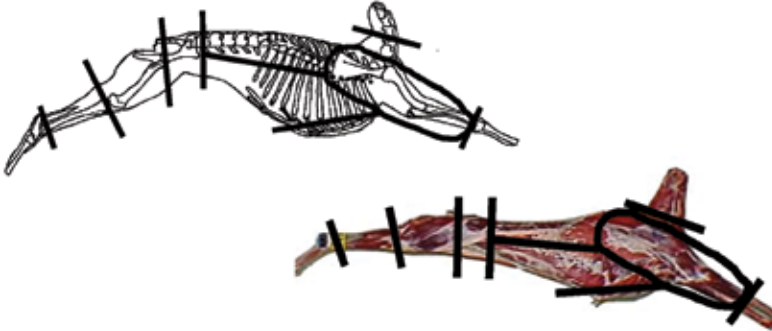

Subcutaneous body fat is deposited differently in goats than in the other red meat species. The external fat is usually deposited behind the shoulder and over the ribs, but not over the back. The objective measurement of external fat depth is difficult, but the estimation of external fat is important because the fat will be trimmed from the carcass or cuts before sale of retail cuts to the consumer, which reduces the lean meat yield. The subjective fat cover scores of 1, 2 and 3 reflect the relative degree of fat covering the carcass. More fat is typically deposited over the ribs and behind the shoulder than over the rear legs and back. Overly fat carcasses have a thin layer of fat over the back and a very thick pad of fat over the shoulders and ribs, as shown for fat score 3.



USDA Institutional Meat Purchase Specifications

Fresh Goat Series 11

The USDA IMPS for Fresh Goat Series 11 describe five cutting styles that correspond to different carcass weights and subsequent cuts for institutional and retail purchasers. The IMPS codification system has platter, roasting, barbeque, food service and hotel styles with identification codes that give common language and uniform specifications for carcasses, cuts and products. Meat cuts from the different styles include foreshank, hindshank, neck, foresaddle, shoulder, outside shoulder, inside shoulder, rack, ribs, breast, back, loin, sirloin and legs.

IMPS Style	Carcass Weight Range	Recommended Skeletal and Muscular Cuts
Platter	15 lb. or less	 <p>Two diagrams showing skeletal and muscular views of a goat carcass for the Platter style. The skeletal view shows a single cut line on the side of the carcass. The muscular view shows a single cut line on the side of the carcass.</p>
Roasting	15 to 30 lb.	 <p>Two diagrams showing skeletal and muscular views of a goat carcass for the Roasting style. The skeletal view shows multiple cut lines across the carcass. The muscular view shows multiple cut lines across the carcass.</p>
Barbeque	20 to 40 lb.	 <p>Two diagrams showing skeletal and muscular views of a goat carcass for the Barbeque style. The skeletal view shows multiple cut lines across the carcass. The muscular view shows multiple cut lines across the carcass.</p>
Food Service	30 to 40 lb.	 <p>Two diagrams showing skeletal and muscular views of a goat carcass for the Food Service style. The skeletal view shows multiple cut lines across the carcass. The muscular view shows multiple cut lines across the carcass.</p>
Hotel	40 lb. or more	 <p>Two diagrams showing skeletal and muscular views of a goat carcass for the Hotel style. The skeletal view shows multiple cut lines across the carcass. The muscular view shows multiple cut lines across the carcass.</p>

Average Weights and Weight Ranges of IMPS Cuts with Different Goat Carcass Styles									
Style	Platter	Roasting		Barbeque		Food Service		Hotel	
Carcass weight lb.	15 or less	15 to 30		20 to 40		30 to 40		40 and above	
Cut name		Average weight	Weight range	Average weight	Weight range	Average weight	Weight range	Average weight	Weight range
Leg		3	2-4	7.5	3.3-10	8.2	1.7-12	11.3	7.6-19
Hind shank						1.4	0.6-6.7	1.6	1.1-2.4
Loin		4	3-6					2.8	1.8-3.8
Back				2	1.2-5	5.8	4-8.8		
Rack (rib)								6.5	4-17.4
Ribs				7.5	4.7-12.6	3.7	2.7-5.6	6.2	3.3-13.6
Shoulder		9.6	7-11.5						
Outside shoulder				3.8	0.9-6.6	6.3	1.1-7.7		
Square shoulder								10.5	6.5-21.2
Fore shank		1	0.5-1.5					2.2	1.3-8.9
Neck		0.8	0.5-1.4	1.2	0.8-1.9	1.5	0.7-2.3	1.7	0.8-3.3

Fresh Goat IMPS Purchaser Specified Options

Purchaser specified options in IMPS allow the customer to precisely define the parameters of the meat product to be purchased. The options also may guide the processor in fabricating carcasses into cuts to provide uniformity in the product appearance, composition and quality. Additional details are in the Fresh Goat series 11 IMPS at <http://www.ams.usda.gov/lsg/stand/imps.htm>.

- Style (platter, roasting, barbeque, food service, hotel)
- Cut identification (primal cut or location on carcass)
- Boneless or bone-in, tail length, special cutting instructions
- Added ingredients such as enhancement solutions
- Conformation selection (1, 2, 3)
- Class – buck, doe, wether
- Maturity – kid, yearling, goat
- Breed type, forage type, organic certification
- Slaughter – Halal, Kosher
- Refrigeration – fresh (refrigerated) or frozen
- Weight or thickness of portion cut, cut fat trimming
- Netting/tying and packaging and packing requirements
- Quality assurance requirements





This manual was funded as part of a National Sheep and Goat Industry Improvement Grant from the USDA National Sheep Improvement Center, Washington, DC. The information in the manual was derived from projects funded by the USDA Agricultural Marketing Service Federal-State Marketing Improvement Program, USDA Cooperative States Research Service, Louisiana State University Agricultural Center, Southern University Agricultural Research and Extension Center and Prairie View A&M University and used information from the USDA AMS Livestock and Seed Program Meat Grading and Certification Branch as interpreted by the editors and the expert evaluation panel.

The historical basis for this guide has been to improve the marketing of meat goats by establishing uniform communication terminology to facilitate trade in the industry. Studies for potential brand identity marketing determined that consumers were unable to distinguish meat from kid and yearling goats when goats had high and medium conformation. The fresh goat IMPS developed criteria to assess relative lean to fat and bone and provided a written description of attributes for selection criteria for live goats and meat goat carcasses. Pictures of live goats and carcasses were obtained in numerous cooperative research and service projects. An expert panel determined the most accurate depictions and appropriate descriptive information for the live animal, carcass and cut representations in the manual. It is intended that this manual will undergo revisions as the meat goat industry continues to produce kid goats with higher conformation and heavier muscling.

Ken McMillin and Frank Pinkerton, editors, are, respectively, Professor, Department of Animal Sciences, Louisiana State University Agricultural Center, Baton Rouge, Louisiana and Goat Extension Specialist (retired), Langston University, Martindale, Texas.

Members of the expert evaluation panel were:

Mr. David Foster, Director (retired), Livestock Market News,
Louisiana Department of Agriculture and Forestry, Baton Rouge, Louisiana

Ms. Rebecca Sauder, Livestock Market News, USDA, San Angelo, Texas

Mr. Mike Windham, Program Manager (retired), Meat Inspection, Grading and Certification,
Louisiana Department of Agriculture and Forestry, Baton Rouge, Louisiana

Mr. Curtis Chisley, Livestock and Meat Specialist,
Southern University Agricultural Research and Extension Center, Baton Rouge, Louisiana

Mr. Orlando Phelps, USDA, Agricultural Marketing Service, Livestock and Seed,
Meat Grading and Certification Branch, Golden, Colorado



**For the latest research-based
information on just about anything,
visit our Web site
www.lsuagcenter.com**

Louisiana State University Agricultural Center

William B. Richardson, Chancellor

Louisiana Agricultural Experiment Station

David J. Boethel, Vice Chancellor and Director

Louisiana Cooperative Extension Service

Paul D. Coreil, Vice Chancellor and Director

Pub. 2951 (3M) 01/08 Rev.

Issued in furtherance of Cooperative Extension work, Acts of Congress of May 8 and June 30, 1914, in cooperation with the United States Department of Agriculture. The Louisiana Cooperative Extension Service provides equal opportunities in programs and employment.